

Product Data Sheet

Digital Waterproof HACCP Thermometer
with Individual Number & Precision Certificate
Reference 91000-036/CC-ca

Specifications

- -40+300°C / -40+572°F
- Display: 0.1°
- Guaranteed Accuracy: **±0.5°C (-20+100°C)**
±1°C (-20-10°C and +100+150°C) otherwise ±2°C
±1°F (-4+212°F) ±2°F(-4+14 and +212+302°F) otherwise ±4°F
- Calibration function
- Response time: 4 /15 sec. (25+100°C)
- Backlight - Auto-Off (after 1H)
- Stainless steel piercing probe: 150 mm - Ø4mm
- Cable 136 cm
- Waterproof IP 68 : Box, handle and cable
- Compatible with electro magnetic induction
- Box and handle : ABS
- 2 button cell Cr2032
- Guaranteed accuracy certificate
- In box HACCP





*Do not use excessive force when inserting the probe.
Do not use in oven or in a microwave oven.
If the display becomes dim, change the batteries.*

Instructions

TO START


Press it to start the unit .

To turn it off, hold the button  for 3 seconds. Press °C/°F button to switch between unit. Press **Max/Min** button to keep highest and lowest temperature in memory. **CAL** : Calibration.

Press the buttons " + " & " - " to set the temperature limits (high and low). Press  to get the backlight.

ALARM FUNCTION

2 pre-set alarms : high 150°C and low -10°C.

The alarm will ring when the limit is reached. Press  to stop the alarm. To disable the alarm press "-" until the logo disappears.

CALIBRATION

Fill a container with crushed ice. Slowly add cold water (1/3 water 2/3 ice). Do not touch the mixture for 1-2 minutes until water temperature stabilizes to 0. Once stable, insert the tip of the probe in the container making sure that it is totally immersed without touching the wall, stir for 5 seconds. While keeping the probe immersed in the mixture press « **CAL** » for 2 seconds until « **CAL** » appears on the screen, then release. Calibration is finished once the display comes back to the main page.

REPLACE THE BATTERY

You can use a coin to unscrew the battery cover. Make sure the bung stays in when taking the old battery out and inserting the new one in.

Alla France

Z.I. du Bompas - 13, rue du Bompas - Chemillé - 49120 Chemillé-en-Anjou - FRANCE
Tél. + 33 (0)2 41 30 55 08 - Fax +33 (0)2 41 30 34 67

www.allafrance.com


France